



ZEISS Cataract Workflow

The Highlights



Carl Zeiss Meditec Group

Strategic Business Units

Our Business Units

Ophthalmology



Microsurgery



Ophthalmic Diagnostics

Diagnosis and chronic disease management

Market size¹:
€ 2.2 to 2.4bn



Visualization

Neuro, ENT, Spine, Plastic & Reconstructive,
Dentistry

Market size¹:
> € 0.7bn



Surgical Ophthalmology

Cataract and retinal treatment

Market size¹:
€ 7.5 to 8.0bn



In-Vivo Pathology

Real-time feedback on
tissue microstructure



Refractive Laser Surgery

Corneal surgery for visual correction

Market size¹:
€ 1.2 to 1.4bn



Surgical Oncology

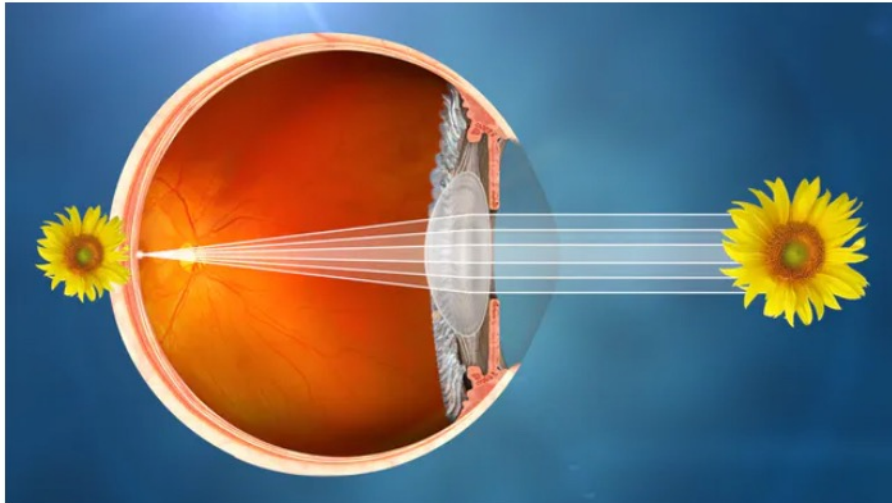
Intraoperative radiation

¹ CZM internal estimates

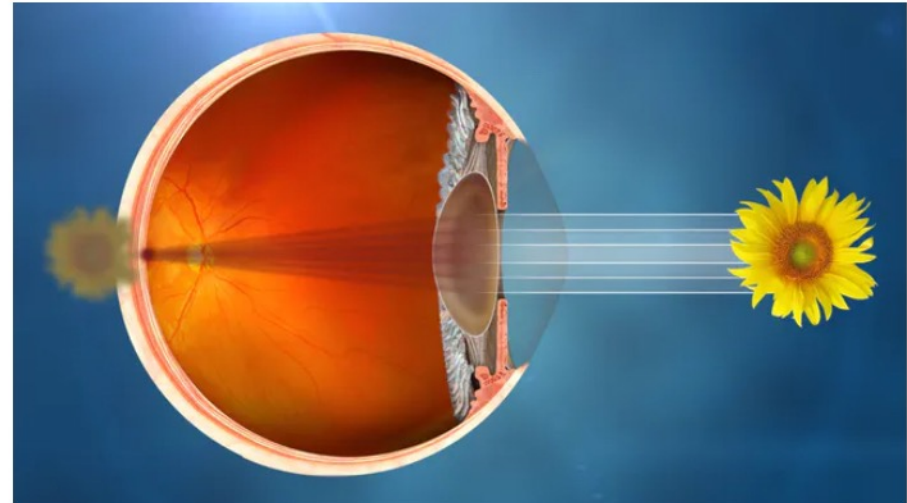
Cataract

When Vision becomes cloudy

Healthy eye



Impaired eye



“Everyone gets cataracts – as long as they get old enough”

- Dr. Hans Sautter -

Pathology of a cataract

View:
Healthy eye



Photo source: © Nikolai Sorokin / Fotolia.com



View: Cataract

Selection of a suitable Intraocular Lens (IOL)





Cataract Treatment

Steps of Cataract Surgery



Cataract Treatment

Steps of Cataract Surgery



Video



ZEISS Cataract Workflow

Integrated solutions to provide highest level of care



ZEISS Cataract Workflow

Efficiency without
compromise



ZEISS understands your desire to enhance the efficiency and clinical outcomes for cataract procedures. By connecting devices, data, and applications, the ZEISS portfolio enables a seamless integration from office to OR and back.



Assess & educate

Obtaining deeper insights and engaging patients early on



Plan

Streamlining pre-operative planning



Treat

Bringing surgical efficiency to the next level



Check

Enabling learning for future cases



ZEISS Cataract Workflow

Focus Products

Assess & educate

ZEISS IOLMaster 700

Plan

ZEISS EQ Workplace

Treat

ZEISS CT LUCIA


ZEISS Quatera 700

ZEISS OPMI Lumera

Check

ZEISS SL 800

ZEISS Surgery Optimizer



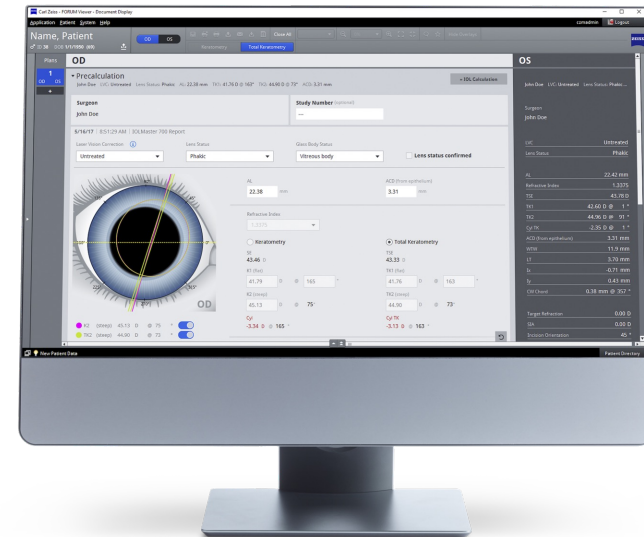
ZEISS Cataract Workflow

ZEISS IOLMaster 700

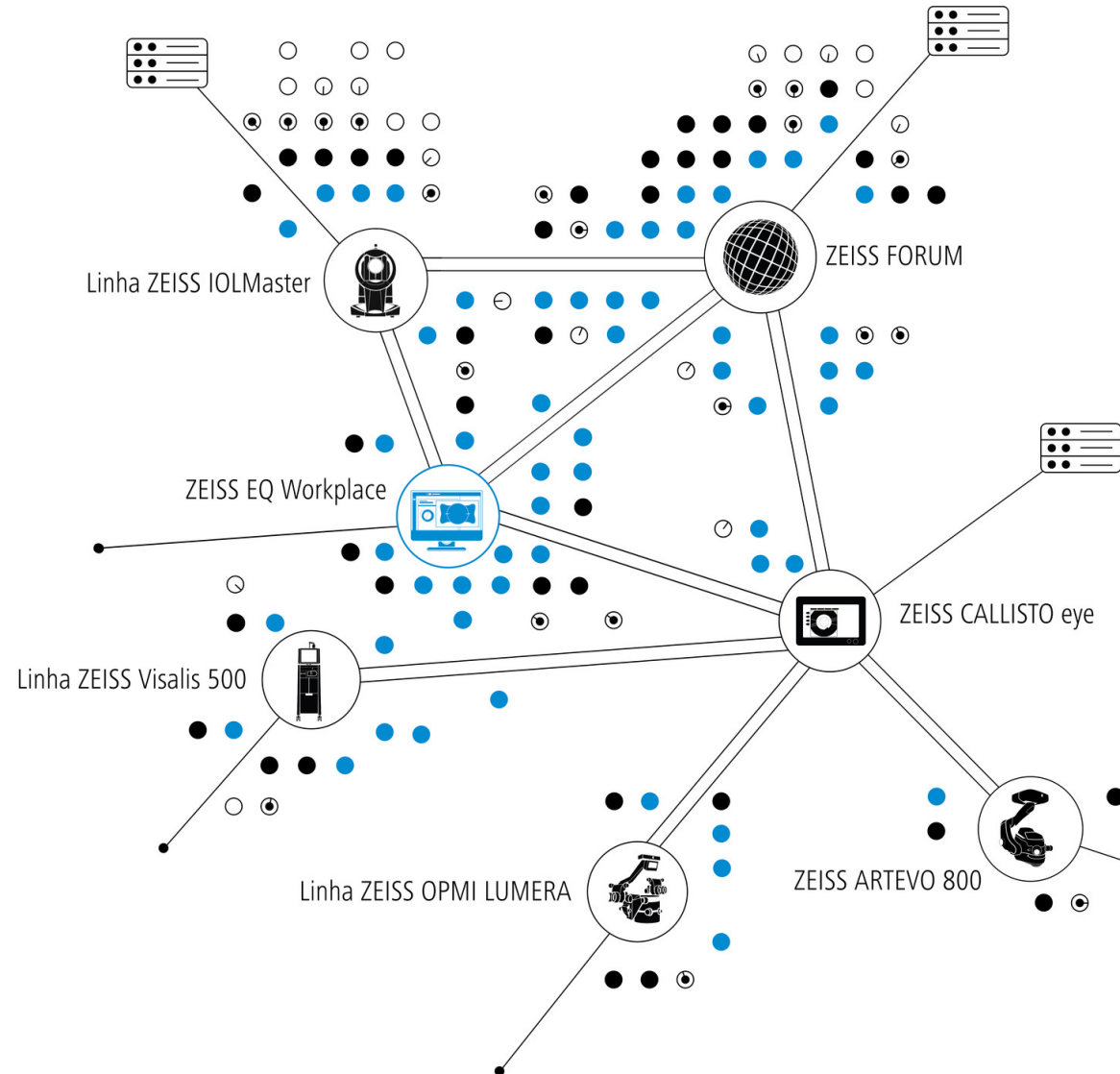


ZEISS Cataract Workflow

ZEISS EQ Workplace



ZEISS Cataract Workflow Connectivity





Dr. Amir Hamid, MD
Cataract & Refractive Surgeon
Optegra Eye Hospital | London, UK



Video

ZEISS Cataract Workflow

ZEISS Quatera 700



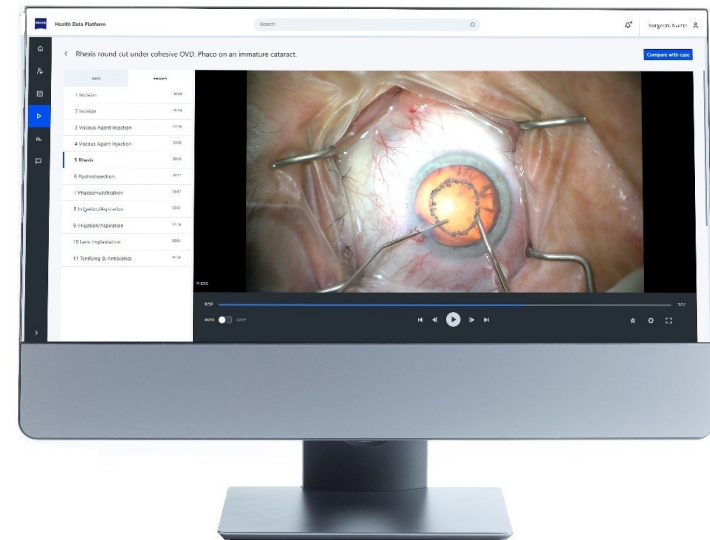
ZEISS Cataract Workflow

ZEISS OPMI Lumera 700
ZEISS CALLISTO eye



ZEISS Cataract Workflow

ZEISS Surgery Optimizer





Dr. Sri Ganesh, MD

Cataract & Refractive Surgeon

Nethradharma Superspeciality Eye Hospital

Bangalore, India



Video

Abspann



Seeing beyond